

JUMP TO
SPECS 



BOARDROOM

TABLES



BOARDROOM TABLES

We offer a wide range of boardroom table options with a range of different leg frames and top shapes, combined with a wide range of colour choices.

Now available with tileable inlays to suit your cable management needs. Available with either Goalpost or A-Frame leg shape for no additional cost.



APEX BOARDROOM

SPECIFICATIONS

Width: 2000-4000mm
Depth: 1000-1600mm
Height: 740mm

25mm thick MFC

SHAPES & STYLES



Goalpost



A-Frame

QUALITY

This range has been designed and manufactured to our high standards of quality and is guaranteed for 10 years.

CONFORMITY

We endeavour to only source products from FSC® certified suppliers. FSC® certified timber products are available on request. (License Holder FSC®C199861).



The mark of responsible forestry
FSC® C199861





MAYA BOARDROOM

SPECIFICATIONS

Width: 2000-4000mm
Depth: 1000-1600mm
Height: 740mm

25mm thick MFC

SHAPES & STYLES



Rectangular
Solid Wooden Leg



Rectangular
Steel Square Leg

QUALITY

This range has been designed and manufactured to our high standards of quality and is guaranteed for 10 years.

CONFORMITY

We endeavour to only source products from FSC® certified suppliers. FSC® certified timber products are available on request. (License Holder FSC®C199861).



The mark of responsible forestry
FSC® C199861





GIANNI BOARDROOM

SPECIFICATIONS

Width: 2000-4000mm

Depth: 1000-1600mm

Height: 740mm

25mm thick MFC

SHAPES & STYLES



Rectangular Steel Leg

QUALITY

This range has been designed and manufactured to our high standards of quality and is guaranteed for 10 years.

CONFORMITY

We endeavour to only source products from FSC® certified suppliers. FSC® certified timber products are available on request. (License Holder FSC®C199861).



The mark of
responsible forestry
FSC® C199861





GIORGIO BOARDROOM

SPECIFICATIONS

Width: 2000-4000mm

Depth: 1200mm

Height: 740mm

25mm thick MFC


SHAPES & STYLES



Rectangular



Wire-Managed Rectangular



Oval



D-End



Boat Shaped



Shaped



Wire-Managed Shaped

QUALITY

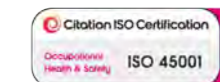

This range has been designed and manufactured to our high standards of quality and is guaranteed for 10 years.

CONFORMITY

We endeavour to only source products from FSC® certified suppliers. FSC® certified timber products are available on request. (License Holder FSC®C199861).



The mark of
responsible forestry
FSC® C199861






FORCE BOARDROOM

SPECIFICATIONS

Width: 2000-4000mm
Depth: 1200mm
Height: 740mm

25mm thick MFC

SHAPES & STYLES



QUALITY

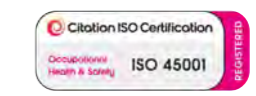
This range has been designed and manufactured to our high standards of quality and is guaranteed for 10 years.

CONFORMITY

We endeavour to only source products from FSC® certified suppliers. FSC® certified timber products are available on request. (License Holder FSC®C199861).



The mark of responsible forestry
 FSC® C199861





ARROWHEAD BOARDROOM

SPECIFICATIONS

Width: 2000-4000mm

Depth: 1200mm

Height: 740mm

25mm thick MFC

SHAPES & STYLES



Rectangular



Shaped

QUALITY

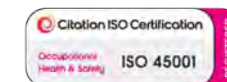
This range has been designed and manufactured to our high standards of quality and is guaranteed for 10 years.

CONFORMITY

We endeavour to only source products from FSC® certified suppliers. FSC® certified timber products are available on request. (License Holder FSC®C199861).



The mark of
responsible forestry
FSC® C199861





ARROWHEAD BOARDROOM

SPECIFICATIONS

Width: 2000-4000mm

Depth: 1200mm


Height: 740mm

25mm thick MFC

SHAPES & STYLES



Rectangular



Shaped

QUALITY

This range has been designed and manufactured to our high standards of quality and is guaranteed for 10 years.

CONFORMITY

We endeavour to only source products from FSC® certified suppliers. FSC® certified timber products are available on request. (License Holder FSC®C199861).



The mark of responsible forestry
FSC® C199861






PANEL END BOARDROOM

SPECIFICATIONS

Width: 2000-4000mm
Depth: 1200mm
Height: 740mm

25mm thick MFC

SHAPES & STYLES




QUALITY

This range has been designed and manufactured to our high standards of quality and is guaranteed for 10 years.

CONFORMITY

We endeavour to only source products from FSC® certified suppliers. FSC® certified timber products are available on request. (License Holder FSC®C199861).



BOARDROOM FIT GUIDE



BOARDROOM TABLE INLAYS

- Not suitable for inlays
- Table can be supplied with 1 x 800W x 200D inlay
- Table can be supplied with 2 x 800W x 200D inlay

Collection	Shape	Size	Tops	Max. Capacity	Inlays	
APEX	Goalpost A-Frame	2000	1	8	-	
		2200	1	8	-	
		2400	1	10	-	
		2600	1	10	-	
		2800	2	10	-	
		Rectangular 1000D	3000	2	10	-
			3200	2	12	-
			3400	2	12	-
			3600	2	12	-
			3800	2	14	-
	4000		2	14	-	
	Goalpost A-Frame		2000	1	8	•
			2200	1	8	-
		2400	1	10	-	
		2600	1	10	-	
		2800	2	10	-	
		Rectangular 1200D 1400D 1600D	3000	2	10	-
	3200		2	12	••	
	3400		2	12	••	
	3600		2	12	••	
	3800		2	14	••	
	4000		2	14	••	

BOARDROOM FIT GUIDE

Collection	Shape	Size	Tops	Max. Capacity	Inlays
MAYA	Steel Square Leg Rectangular 1000D	2000	1	8	-
		2400	1	10	-
		2600	1	10	-
		2800	2	10	-
		3000	2	10	-
		3200	2	12	-
		3400	2	12	-
		3600	2	12	-
		3800	2	14	-
	4000	2	14	-	
	Steel Square Leg Rectangular 1200D 1400D 1600D	2000	1	8	•
		2400	1	10	•
		2600	1	10	•
		2800	2	10	-
		3000	2	10	-
		3200	2	12	••
		3400	2	12	••
		3600	2	12	••
		3800	2	14	••
		4000	2	14	••
		Solid Wooden Leg Rectangular 1200D 1600D	2000	1	8
	2400		1	10	•
	2600		1	10	•
	2800		2	10	-
	3000		2	10	-
	3200		2	12	••
	3400		2	12	••
	3600		2	12	••
	3800		2	14	••
	4000		2	14	••

BOARDROOM FIT GUIDE



BOARDROOM TABLE INLAYS

- Not suitable for inlays
- Table can be supplied with 1 x 800W x 200D inlay
- Table can be supplied with 2 x 800W x 200D inlay

Collection	Shape	Size	Tops	Max. Capacity	Inlays
GIORGIO	Rectangular	2000	1	8	•
		2400	1	10	•
		2600	1	10	•
		2800	2	10	-
GIORGIO WIRE MANAGED	Shaped (Oval, D-End & Boat Shaped)	3000	2	10	-
FORCE	1200D	3200	2	12	••
ROMA LORENZO		3400	2	12	••
PANEL END		3600	2	12	••
		3800	2	14	••
ARROWHEAD	Rectangular	4000	2	14	••
		2000	1	8	-
		2200	1	8	-
		2400	1	10	•
	Shaped (Oval, D-End & Boat Shaped)	2600	1	10	-
		2800	2	10	-
		3000	2	10	••
	1200D	3200	2	12	••
		3400	2	12	••
		3600	2	12	••
		3800	2	14	••

BOARDROOM INLAYS

LIFT OUT TILES FOR TABLE INLAYS

Inlays are 800W x 200D and are supplied with two removable tiles

Tiles are shaped on ends leaving space for cables to be routed when tiles are placed back in table






METALWORK FINISHES




(B) Black (Textured)



(G) Grey (Textured)



(S) Silver



(W) White



(A) Anthracite



(AB) Anodic Bronze



(LQ) Clear Lacquer (Matt)



(DT) Deep Teal




(OG) Olive Grey



(C) Chestnut



(DB) Distant Blue



(PL) Plum

MFC FINISHES


BAND 1




(BE) Beech



(CA) Classic Ash




(LO) Light Oak



(MO) Modern Oak



(MA) Maple




(PG) Plain Grey



(SE) Swiss Elm



(VO) Verade Oak



(WH) White



Ply Edging

BAND 2




(AN) Anthracite



(BK) Black




(CO) Concrete



(GO) Grey Oak



(WO) White Oak



(DW) Dijon Walnut

BAND 3



(HO) Halifax Oak

IMPORTANT: MFC and Metal Finishes shown here are for illustration purposes only.



Please do not try to colour match. If trying to match against existing colours please call and ask for a sample card to be posted. Different coloured metalwork are available, prices provided on application. Furniture that requires bungs (e.g. Solo) will be supplied with black inserts, except Giorgio which has a choice of Black, White, Grey or Silver.

SUSTAINABILITY INFORMATION

POWERED BY SOLAR

Our factory roof is fitted with solar panels, supplying over 50% of our power needs. Given the energy-intensive nature of furniture manufacturing, these panels are crucial to Hawk's net zero carbon initiative. Since October 2022 our solar system has logged a reduction in CO2 of 285t, an equivalent of planting 158 trees and a saving of 114t of standard coal.

BIOMASS BURNER

In addition to sourcing sustainable and certified board, we take extra measures to reduce our carbon footprint. Waste board is utilised to power our cutting-edge biomass burner, while larger off-cuts are repurposed for the core of our budget-friendly screens. This not only helps in offering competitively-priced desk screens but also contributes to warming our factory and powder-coating ovens, significantly cutting down on energy consumption.

SCOPE 1, 2 & 3 EMISSIONS

Scope 2 emissions of as little as 3.1kg per product manufactured*. Figures calculated based on 2021 usage and do not include reduction of energy that the solar panels provide (only installed in 2022).

RESPONSIBLE MANUFACTURING

We endeavour to only source products from FSC® certified suppliers. FSC® certified timber products are available on request. (License Holder FSC®C199861).

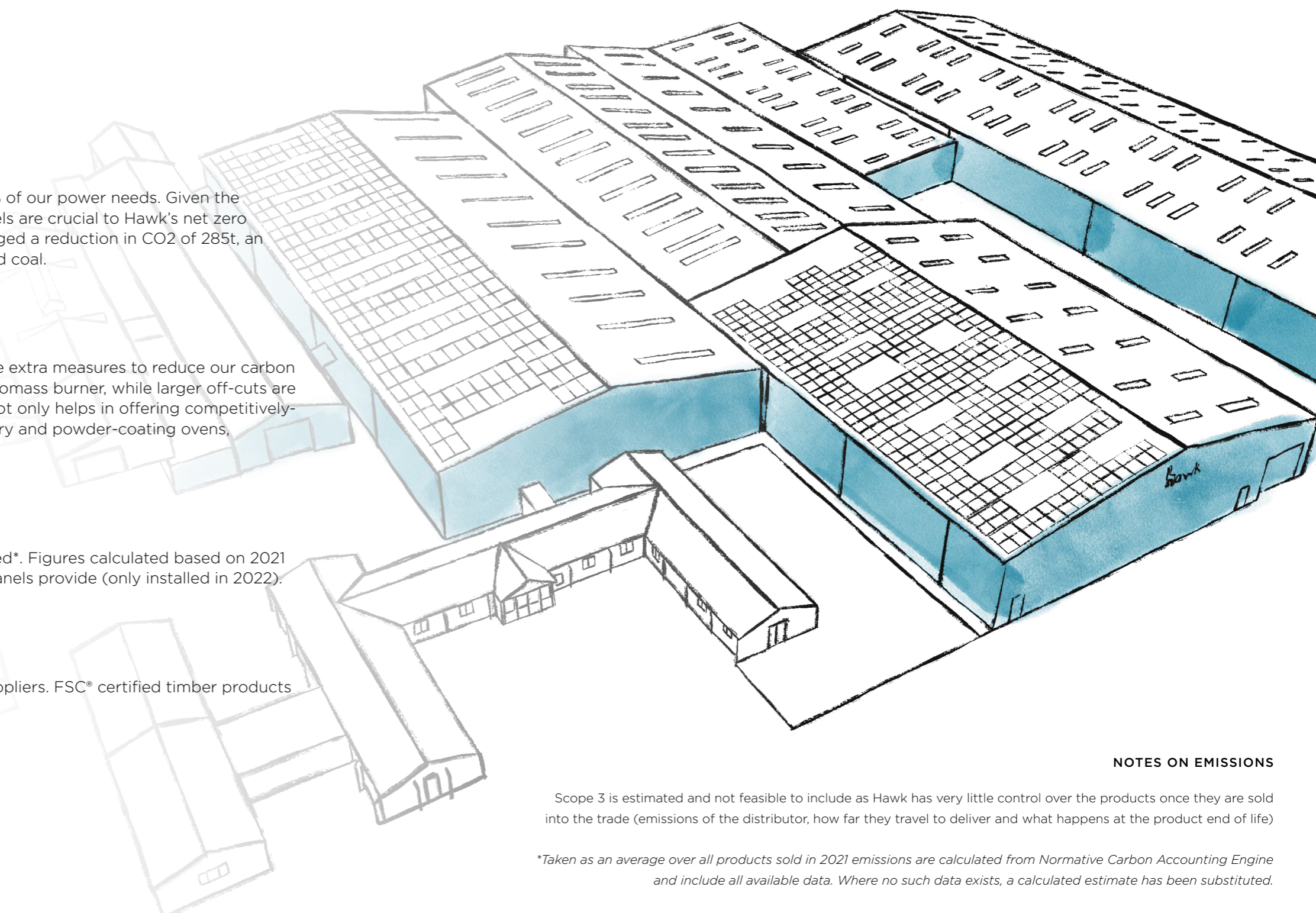
OUR FLEET

Our company owned vehicles are all hybrid or electric.

NOTES ON EMISSIONS

Scope 3 is estimated and not feasible to include as Hawk has very little control over the products once they are sold into the trade (emissions of the distributor, how far they travel to deliver and what happens at the product end of life)

**Taken as an average over all products sold in 2021 emissions are calculated from Normative Carbon Accounting Engine and include all available data. Where no such data exists, a calculated estimate has been substituted.*



MATERIALS OVERVIEW

MFC RECYCLABLE CONTENT

The bioeconomy, a prominent resource-saving approach, states: It is better to use raw materials that regrow within a time frame of a generation than raw materials that take millions of years to regenerate.

Melamine Faced Chipboard used in the manufacture of office furniture at Hawk has been sourced from FSC® & PEFC certified suppliers. An assurance that the product that you are buying is from a sustainably managed forest.

The MFC boards that we source are made from approximately **88%** wood and paper with the exception of White, which is virgin wood and offset with the planting of trees by the supplier.

STEEL RECYCLABLE CONTENT

The production of tube comes from purchases of raw material from steel mills, that employ two different production processes:

- BOF technology (steel from oxygen furnaces), with a scrap content of 15-25%
- EAF technology (steel from electric furnaces), with a scrap content of 80-90%

The type of supplied product shall be (unless different requirements are stated at the point of order) one of these two manufacturing processes, according to availability.

CLEANING & CARE INSTRUCTIONS

CLEANING & CARE INSTRUCTIONS

MFC is the most practical and low maintenance material for use in an office environment, offering the following benefits:

- Scratch resistant
- Resistant to household cleaning products and chemicals
- Resistant to cigarette burns
- Colour-fastness under artificial light
- Resistant to cracking
- Impact resistance
- Abrasion resistant
- Ease of maintenance
- Hygienic surface

LIGHT SOILING

Clean with a paper towel, a soft clean cloth (dry/damp) or a sponge. If using a damp cloth, dry the surface with an absorbent paper towel or microfibre cloth.

NORMAL SOILING / EXTENDED CONTACT

Clean with a paper towel, a soft clean cloth (dry/damp) or a sponge. If using a damp cloth, dry the surface with an absorbent paper towel or microfibre cloth. Clean with warm water, a clean rag or microfibre cloth, a soft sponge or soft brush. Use normal domestic cleaners or soaps that have no abrasive ingredients. Then wipe with fresh water, removing all traces of the cleaning agent, to prevent streaks forming. Dry the surface with a clean, absorbent cloth or paper towels.

The following cleaning agents should not be used under any circumstances:

- Scouring and abrasive agents (abrasive powders, scouring pads, steel wool)
- Polish, washing powder, furniture cleaner, bleach
- Detergents with strong acids and acidic salts
- Steam cleaning equipment

METALWORK

Metalwork is polyester-resin powder-coated and resistant to minor scratching, chipping, abrasions, cracking and daily wear and tear and therefore only requires regular dusting and occasionally washing down with luke-warm soapy water if required. No strong detergents are required.



Hawk Furniture Ltd

Hawk Landings, Skiff Lane, Holme Upon Spalding Moor, York, YO43 4BB
01430 861229 • hawkfurniture.co.uk • enquiries@hawkfurniture.co.uk